



# Community Safety Strategic Assessment

---

Kelly Webb  
Community Safety Manager

Chief Insp Tim Cook  
District Police Commander



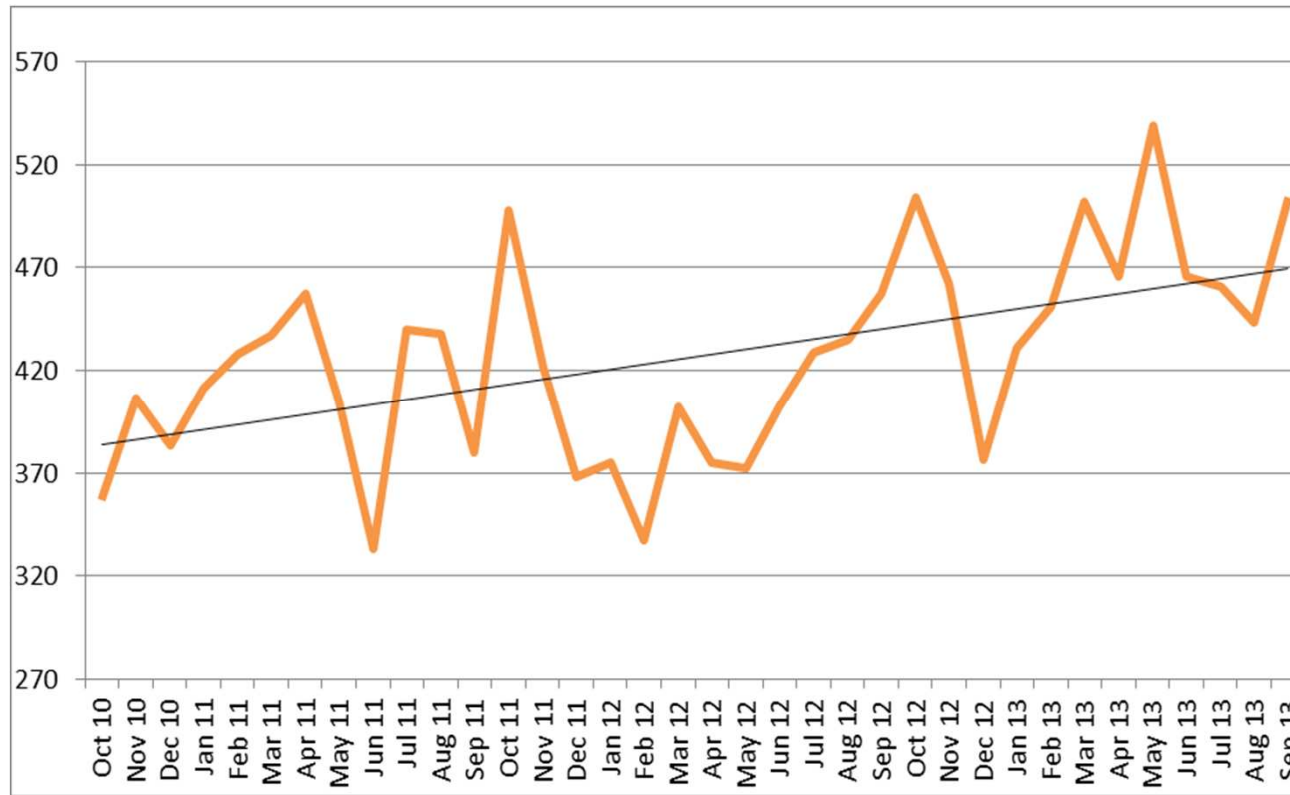


# Overview of Strategic Assessment

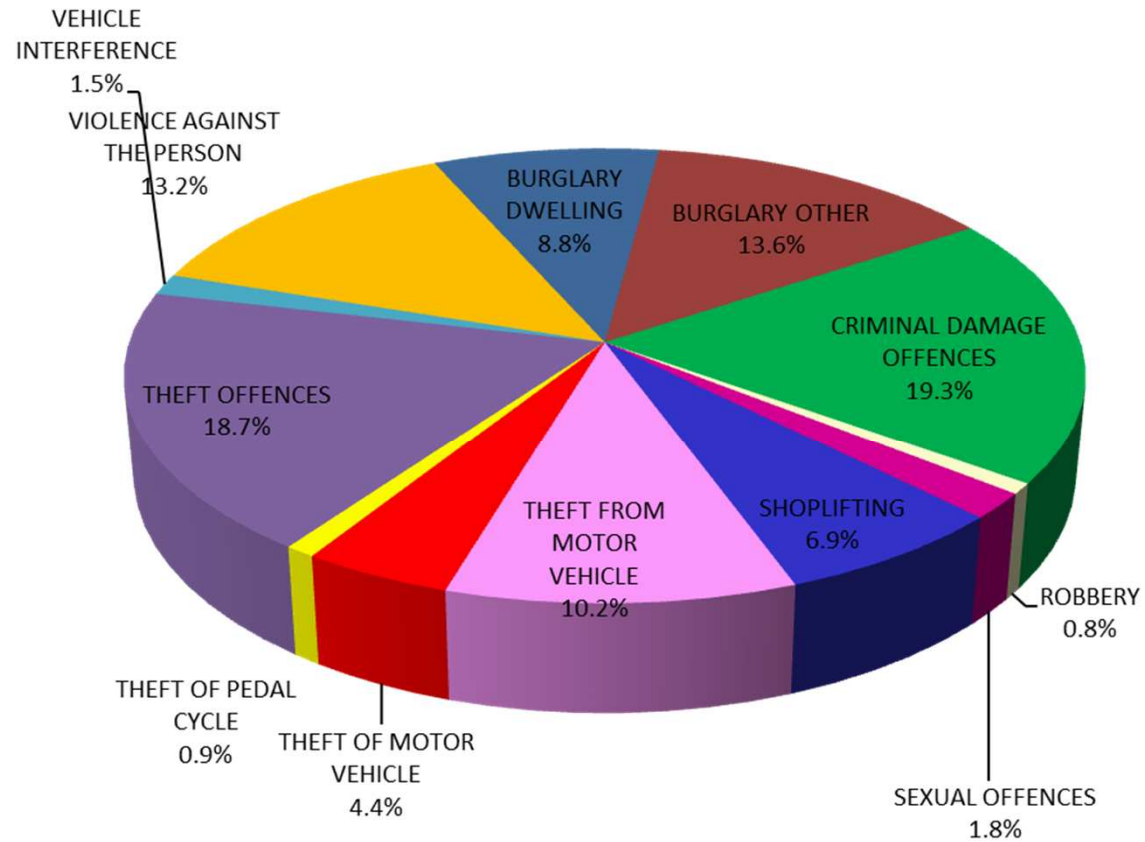
---

- Strategic Assessment is done annually looking at data October – September previous year, where possibly
- Data is collated from partner agencies of the CSP, resident surveys/panels and PACT meetings
- The data highlights issues for the CSP to take forward in the Strategy & Action Plan (running April – March)

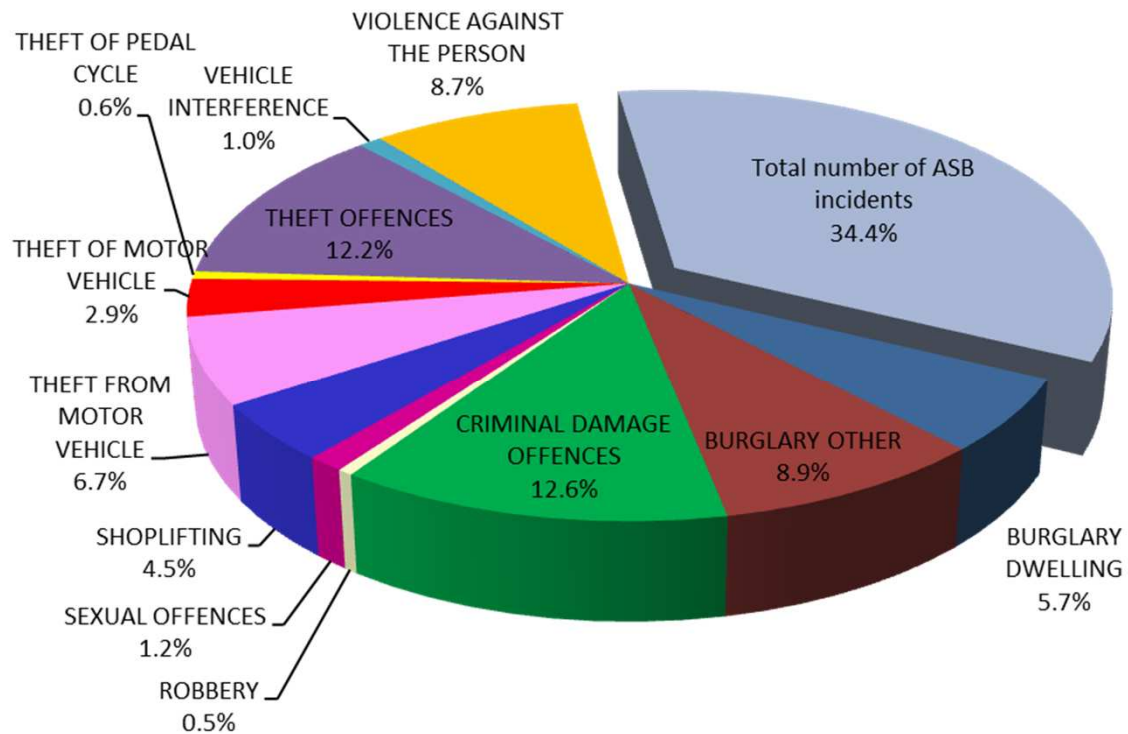
# Crime Statistics over 3 years



# Crime Statistics



# Crime & ASB Statistics





# Priorities for the CSP

---

- The priorities for the CSP were highlighted from the statistics and contextual data provided by partners and the surveys
- Partner agencies met in January to agree actions to address the priorities



# Priorities for the CSP

---

- Our 8 priorities are:-
- Substance Misuse
- Domestic Abuse
- Vehicle Crime
- Burglary
- ASB incl Environmental
- Young People
- Road Safety
- Theft including shoplifting



# ASB incl Environmental Crime

---

- Largest recorded issue in the District.  
Reduced by 8.2% (206 fewer reports)
- More enforcement and prosecution around fly tipping
- Deployment of mobile CCTV in ASB hotspots
- Environmental Visual Audits
- Troubled Families





# Young People's Issues

---

- Number of new entrants to the Youth Justice System
- E-safety and Cyber Bullying
- Addressing NEETS and un-employment
- Promoting good work of young people & working with KIIASS
- Targeted detached youth work
- Continue long-term projects with young people such as 8-12s and Power Project



# Substance Misuse

---

- Alcohol often associated with ASB and of more concern than drugs
- Drug offences up 32.3% to 176, Lowest in Kent
- Work with local employers on substance misuse and local services
- Addressing Legal Highs
- Multi-agency work around underage drinking
- Tasked detached work with Substance Misuse Youth Worker



# Domestic Abuse

---

- Number of reports up by 1.8% (902 recorded)
- Number of repeat incidents up by 3.5% (209 repeats)
- Continuation of funded services (DAVSS, CDAP, ISVA, Freedom Programme)
- Work with links around Substance Misuse
- Link in with National Campaigns
- Focus on young people and healthy relationships



# Theft incl Shoplifting

---

- Shoplifting figures fluctuate reduction of 15.7% best in county
- Theft reduced by 5% with total of 729 (2<sup>nd</sup> lowest)
- Develop and expand the Business Crime Reduction Partnership
- Publicise arrests and convictions through social media
- Target repeat offenders
- Multi-agency events eg boot fairs



# Road Safety

---

- Survey shows road safety/speeding 54.8% “very concerned”
- Continuation of Speed Watch Campaign
- Work with KFRS projects in schools
- Multi Agency road enforcement operations
- Local and National campaigns



# Vehicle Crime

---

- Up 8% with 805 offences – 3<sup>rd</sup> highest in Kent
- Promotion of Safe Plates Scheme
- Target Beauty Spots and work with their rangers
- Use predictive policing to target hot spot areas
- Target known offenders



# Burglary

---

- Burglary up 29.6% with 1267 offences
- 3<sup>rd</sup> highest in County
- Deliver Smart Water to repeat and vulnerable victims
- Target known offenders
- Education package to residents
- NWKCPP to attend fetes and community events to promote home security



---

Thank you

Any questions

